



Italy

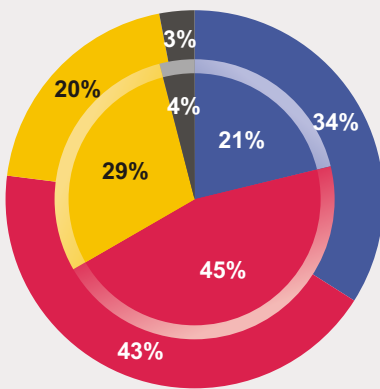
## Contextual Indicators



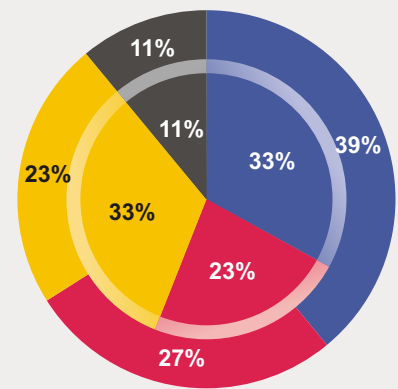
### Assessment on National & European Situation

**QUESTION:** At the present time, would you say that, in general, things are going in the right direction or in the wrong direction, in...?

Pie chart answers: Our Country



Pie chart answers: European Union



- Things are going in the right direction
- Things are going in the wrong direction
- Neither the one nor the other (SPONTANEOUS)
- Don't know

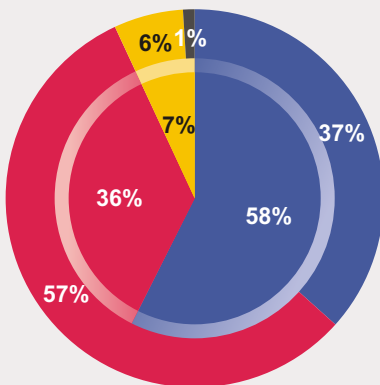
outer pie EU25 inner pie IT



### Personal Economic Situation

**QUESTION:** Please tell me to what extent you agree or disagree with the following statement.

**OPTION:** You have difficulties paying all your bills at the end of the month



- Total "Agree"
- Total "Disagree"
- Not applicable (SPONTANEOUS)
- Don't know

outer pie EU25 inner pie IT

	EU25	IT
Totally agree	12%	18%
Tend to agree	24%	40%
Tend to disagree	23%	23%
Totally disagree	34%	13%
Not applicable (SPONTANEOUS)	6%	7%
Don't know	1%	0%

	EU25	IT
Totally agree	12%	18%
Tend to agree	24%	40%
Tend to disagree	23%	23%
Totally disagree	34%	13%
Not applicable (SPONTANEOUS)	6%	7%
Don't know	1%	0%



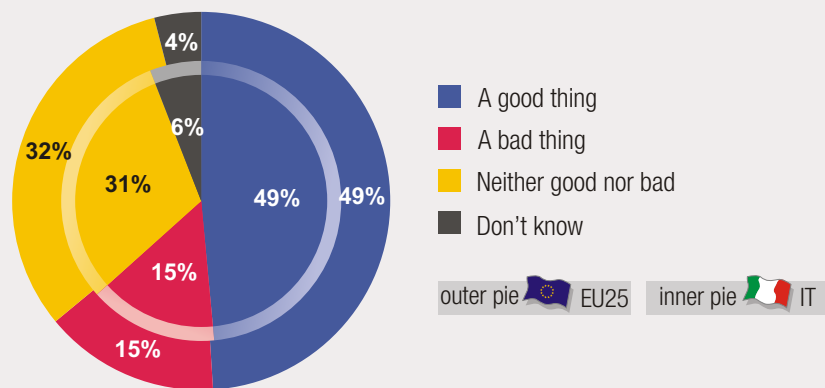
Italy

## Perception & Image



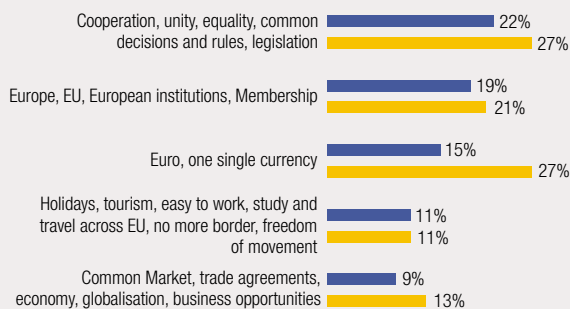
### Membership of the European Union

**QUESTION:** Generally speaking, do you think that (OUR COUNTRY)'s membership of the European Union is...?



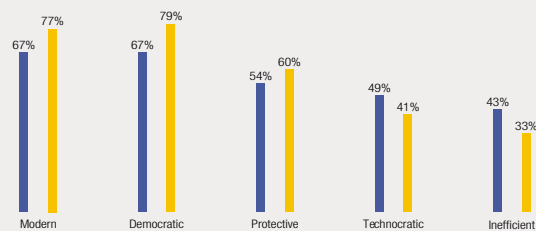
### Spontaneous Mentions of the Words 'European Union'

**QUESTION:** When you hear the words "European Union", what comes to your mind first? (Open-ended question - Spontaneous answers)



### Images of the European Union

**QUESTION:** Please tell for each of the following words if it describes very well, fairly well, fairly badly or very badly the idea you might have of the European Union.



Graph answers: Total "Describes well"



	Modern		Democratic		Protective		Technocratic		Inefficient	
	EU25	IT	EU25	IT	EU25	IT	EU25	IT	EU25	IT
Describes very well	14%	22%	16%	20%	10%	13%	14%	6%	12%	7%
Describes fairly well	53%	55%	52%	59%	43%	47%	35%	36%	31%	25%
Describes fairly badly	20%	13%	19%	13%	28%	22%	18%	23%	33%	39%
Describes very badly	4%	2%	5%	2%	6%	5%	4%	4%	8%	13%
Don't know	9%	8%	9%	6%	12%	13%	30%	32%	15%	14%



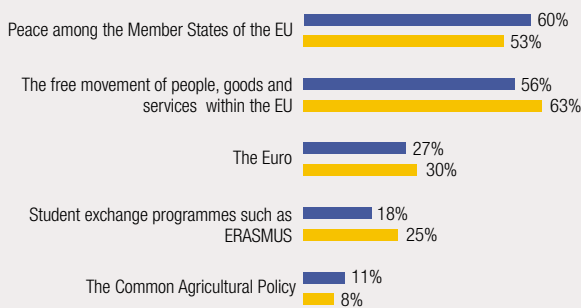
Italy

## Goals & Achievements



### Main Achievements of the European Union

**QUESTION:** Which of the following do you think is the most positive result of European unification? And the second most positive result?




Graph answers: Total "First and second positive results"



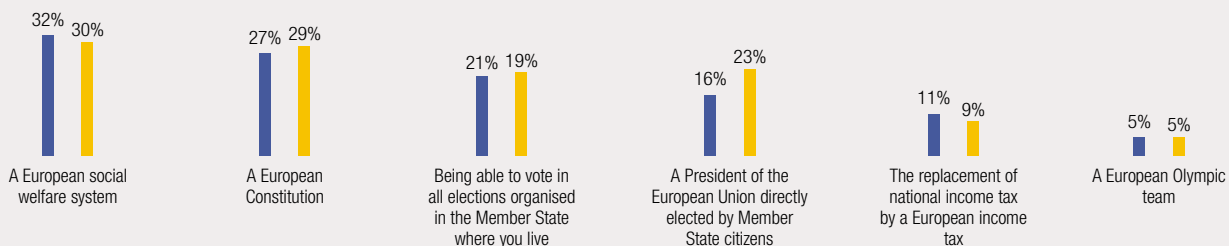
### Most Helpful Thing for the Future of Europe

**QUESTION:** Which of the following would you consider to be most helpful if anything, for the future of Europe?



### How to Strengthen European Identity?

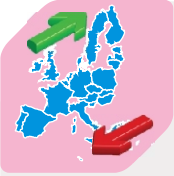
**QUESTION:** Which two of the following would strengthen your feeling about being a European citizen?





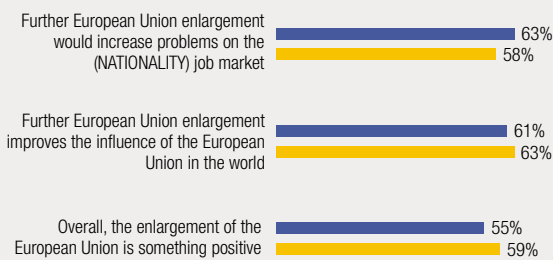
Italy

## Expectations



### Attitudes Towards Enlargement

**QUESTION:** Could you tell me to what extent you agree or disagree with each of the following statements.

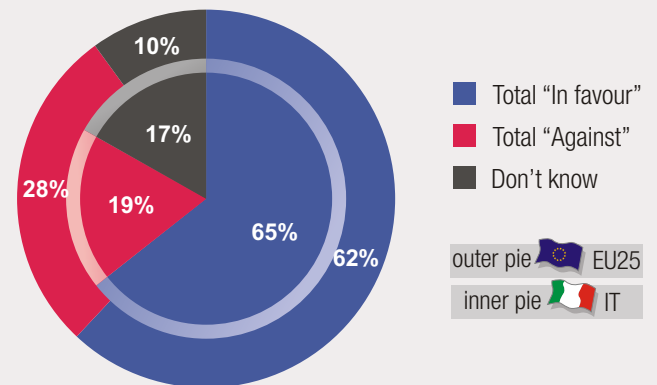


Graph answers: Total "Agree"



### Harmonization of Social Welfare Systems in the European Union

**QUESTION:** Today, each European Union Member State is responsible for its own social welfare system. To what extent would you be in favour or opposed to the harmonisation of social welfare systems within the European Union?

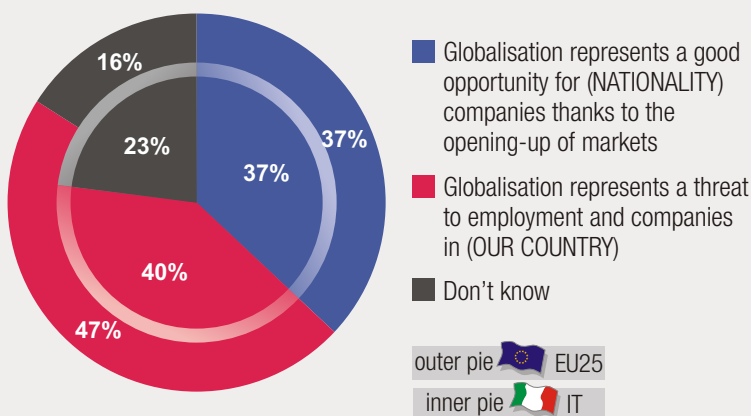


outer pie EU25  
inner pie IT



### Attitudes Towards Globalisation

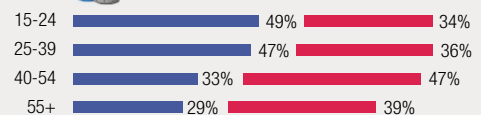
**QUESTION:** Which of the following two propositions is the one which is closest to your opinion with regard to globalisation?



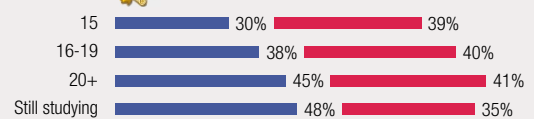
outer pie EU25  
inner pie IT

Total IT 37% 40%

Age



End of Education



EU Membership





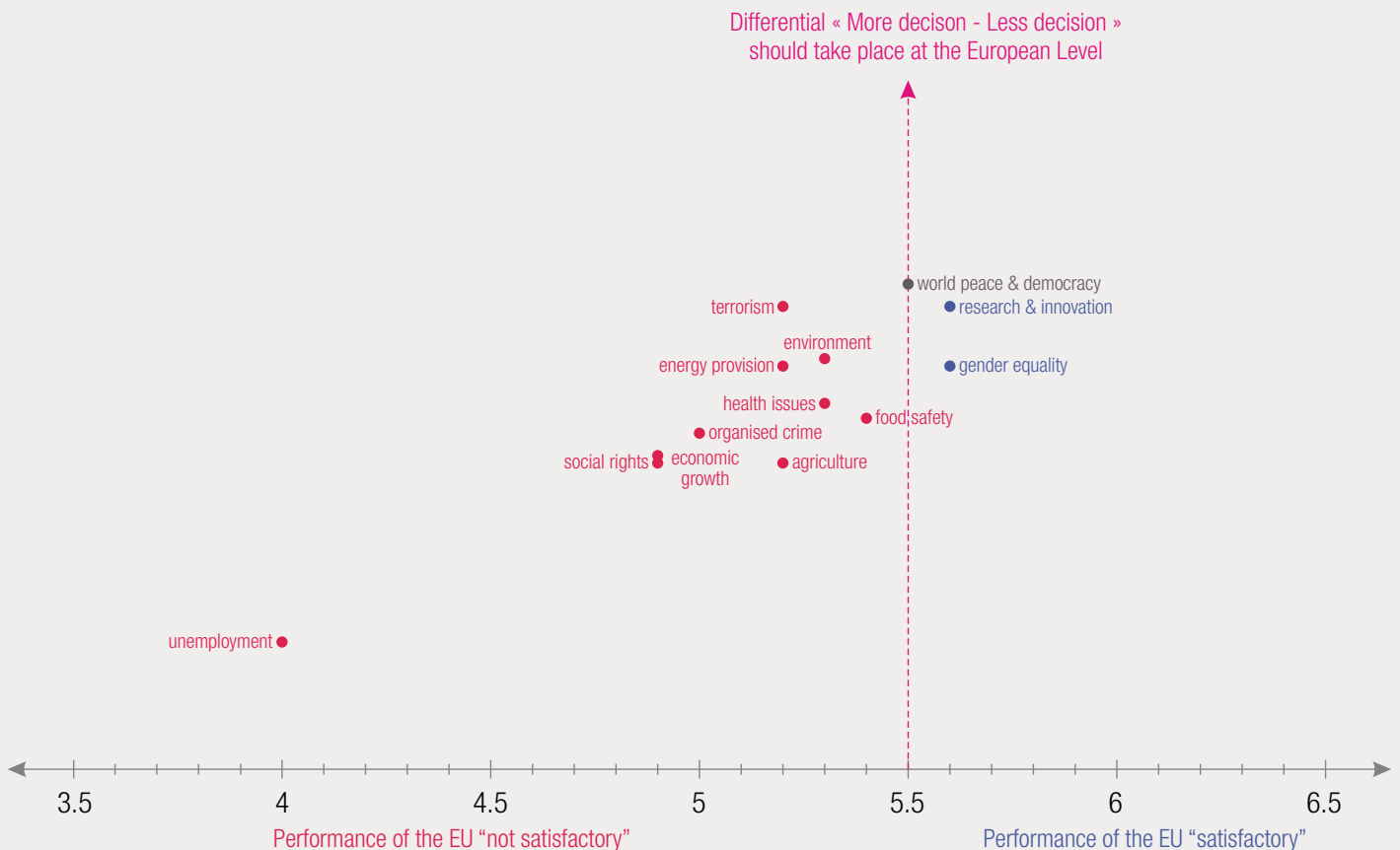
Italy

## Expectations (cont'd)



### More Decision-making at European Union level

**QUESTION:** For each of the following areas, please tell me if you believe that more decision-making should take place at a European level or on the contrary that less decision-making should take place at a European level.



	More decision making at a European level	Less decision making at a European level	Diff. (more - less)	Satisfaction
The fight against unemployment	52%	35%	17	4.0
The protection of social rights	64%	23%	41	4.9
Ensuring economic growth	65%	23%	42	4.9
The fight against organised crime	67%	22%	45	5.0
The fight against terrorism	76%	14%	62	5.2
Ensuring food safety	68%	21%	47	5.4
The protection of the environment	72%	17%	55	5.3
The prevention of major health issues	69%	20%	49	5.3
Equal treatment of men and women	70%	16%	54	5.6
The protection of agriculture	64%	23%	41	5.2
The promotion of democracy and peace in the world	78%	13%	65	5.5
Cooperation in the field of research and innovation	75%	13%	62	5.6
Ensuring continuous energy provision	70%	16%	54	5.2